
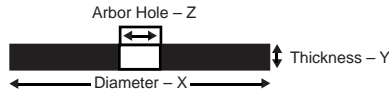


HAND HELD SAW BLADES


Blazer high speed cut-off blades have been manufactured to perform under the toughest job applications. Blades are externally reinforced with extra heavy fiberglass for additional strength, protecting the wheel against increased side load pressures. It is truly the professional contractors choice in the market. Package quantity 10 blades per box.

	Dimensions			Max RPM	Steel	Ductile	Cured Concrete/ Asphalt
	X	Y	Z				
	12"	1/8"	1"	6360	84234	88233	80231
	12"	1/8"	20MM	6360	84133	88133	80130
	14"	1/8"	1"	5460	84433	88433	80430
	14"	1/8"	20MM	5460	84434	88434	80431








WALK-BEHIND SAW BLADES

Road Warrior street saw blades are manufactured for all cutting applications for maximum wheel cutting performance. For 7½ to 20 HP saws. Package quantity 5 blades per box.

	Dimensions			Max RPM	Asphalt/ Green Concrete	Cured Concrete
	X	Y	Z			
	14"	3/16"	1"PH	4366	74450	76450
	14"	1/4"	1"PH	4366	74460	76460

HIGH DUTY PAVING BREAKER TOOLS

		Moil Point		Narrow Chisel		3" Chisel	
							
Shank Size	Length Under Collar	Part No.	Weight	Part No.	Weight	Part No.	Weight
1" x 4¼"	14"	A24014	4.8	A25014	4.8	A26014	5.5
	18"	A24018	6.0	A25018	6.0	A26018	6.5
1½" X 6"	14"	A34014	6.5	A35014	6.5	A36014	7.3
	18"	A34018	7.8	A35018	7.8	A36018	8.5
1¼" X 6"	14"	A44014	8.0	A45014	8.0	A46014	8.5
	18"	A44018	9.3	A45018	9.3	A46018	10.0

Asphalt Cutter				Frost Wedge			
							
Shank Size	Blade Size	Part No.	Weight	Shank Size	Blade Size	Part No.	Weight
1" x 4¼"	5" x 6"	B20500	5.5	1" x 4¼"	1½" x 12"	B20700	9.0
1½" x 6"	5" x 6"	B30500	8.5	1½" x 6"	2" x 12"	B30700	10.5
1¼" x 6"	5" x 6"	B40500	9.0	1¼" x 6"	2" x 12"	B40700	10.8

Also Available: Boom mounted demolition tools. For best service call 800.228.7076 with hammer model and tool description

ABRASIVE BLADES & PAVING BREAKER TOOLS