



**ROUND POINT  
LONG AND D-HANDLE**



	Part No.	UPC No.	Description	Grade	Repair Handle UPC No.	Bundle Qty	Weight
A	AR2UD	43516	Open back, ash handle, #2 size, 9" x 11½" heavy duty blade w/Dura-Torque® crimp collar, FTS, 9" socket, 28" wood & steel D-grip handle	Better	N/A	6	26
B	R2UD	43201	Open back, ash handle, #2 size, 9½" x 12" industrial gauge blade, RS, 2 rivet, 11" tab socket, 28" wood & steel D-grip handle	Best	90584	6	29
C	PAR248	45188	Open back, ash handle, #2 size, 9¼" x 11½" utility blade, RS, 9" socket, 48" handle	Good	90594	6	25
D	AR248	45106	Open back, ash handle, #2 size, 9" x 11½" heavy duty blade w/Dura-Torque® crimp collar, FTS, 9" socket, 48" handle	Better	N/A	6	26
E	R248	45519	Open back, ash handle, #2 size, 9½" x 12" industrial gauge blade, RS, 2-rivet, 11" tab socket, 48" handle	Best	90580	6	28


**SQUARE POINT  
LONG AND D-HANDLE**



	Part No.	UPC No.	Description	Grade	Repair Handle UPC No.	Bundle Qty	Weight
A	AS2UD	42523	Open back, ash handle, #2 size, 9¼" x 11½" heavy duty blade w/Dura-Torque® crimp collar, RS, 9" socket, 28" handle w/steel and wood D-grip	Better	N/A	6	28
B	S2UD	42101	Open back, ash handle, #2 size 9½" x 12" industrial gauge blade, RS, 2 rivet, 11" socket, 30" handle w/steel and wood D-grip	Best	90584	6	30
C	PAS248	44171	Open back, ash handle, #2 size, 9¼" x 11½" utility blade, RS, 9" socket, 48" handle	Good	90594	6	27
D	AS248	44106	Open back, ash handle, #2 size, 9¼" x 11½", heavy-duty blade w/Dura-Torque® crimp collar, RS, 9" socket, 48" handle	Better	N/A	6	27
E	S248	44101	Open back, ash handle, #2 size, 9½" x 12" industrial gauge blade, RS, 2 rivet, 11" socket, 48" handle	Best	90580	6	33

ROUND & SQUARE POINT SHOVELS

**DRAIN & IRRIGATION**



	Part No.	UPC No.	Description	Grade	Repair Handle UPC No.	Bundle Qty	Weight
<b>Irrigation Shovels</b>							
A	AIR248	40107	Open back irrigation shovel, ash handle, #2 size, 9¼" x 11½" open back blade, RS, 9" socket, 48" handle	Better	90594	6	24
B	BOOIDB	40109	Solid shank irrigation shovel, ash handle, #00 size, 7" x 9½" industrial gauge blade, NS, 10" socket, 47" handle	Best	90384	6	24
<b>Drain Spades</b>							
C	RHUDS16	47108	16" open back, ash handle, 4¾" x 16" drain spade, FTS, 9" socket, 27" handle w/poly D-grip	Better	N/A	6	24
D	DS16	47105	16" open back, ash handle, 4¾" x 16" drain spade w/Dura-Torque® crimp collar, FTS, 9" socket, 27" handle w/steel and wood D-grip	Best	N/A	6	24
E	B16PS	48102	Solid shank post spade, ash handle, 6½" x 16" industrial gauge blade, FTS, 9" socket, 29" handle w/steel and wood D-grip	Best	N/A	6	30


**TAMPER, POST HOLE DIGGER & FORKS**



	Part No.	UPC No.	Description	Grade	Repair Handle UPC No.	Bundle Qty	Weight
<b>Tamper</b>							
A	30004	30004	Tamper, 8" x 8" all steel head and handle w/10" end grip	Best	N/A	1	12
<b>Post Hole Digger</b>							
B	H48	78005	Hercules pattern, wood handles, 2 piece riveted high carbon steel blades, 6" point spread, w/48" handles	Best	99373	2	22
<b>Forks</b>							
C	FK54	74223	Forged manure fork, ash handle, 5 oval tines, 12½" long, 9" spread at points, 10" ferrule, 48" handle	Better	90096	3	10
D	A54	74113	Forged manure fork w/Flex-Beam®, ash handle, 5 oval tines, 12½" long, 9" spread at points, 10" ferrule w/cap, 48" handle	Best	90070	3	12
E	BA54	73141	Forged barley fork w/Flex-Beam®, 5 oval tines, 18" long, 3½" apart, 14½" spread at points, 10" ferrule w/cap, 48" ash handle	Best	90700	3	12

DRAIN & IRRIGATION SHOVELS & FORKS

**GENERAL PURPOSE SHOVELS**



	Part No.	UPC No.	Description	Grade	Repair Handle UPC No.	Bundle Qty	Weight
A	RHGPD	79809	Steel general purpose #2 size, 11½" x 14½" blade, 34" ash handle w/steel and wood D-grip	Better	N/A	6	32
B	P4SN	79804	Steel street shovel #4 size, wide-flared deep dish, 14½" x 15½" blade, 39" ash handle w/steel and wood D-grip	Better	N/A	6	43
C	C2CS	54109	Steel coal #2 size, wide-flared deep dish, 13½" x 14½" blade, 18" blade lift, 27" ash handle w/steel and wood D-grip	Better	N/A	6	37
D	C2CSL	54246	Steel coal #2 size, wide-flared deep dish, 13½" x 14½" blade, 28" blade lift, 48" ash handle	Better	N/A	6	38
E	C2ES	50139	Steel Eastern #2 size, 11" x 15" carbon steel, heat-treated blade, 27" ash handle w/steel and wood D-grip	Better	90420	6	33
F	C2ESL	50140	Steel Eastern #2 size, 11" x 15" carbon steel, heat treated, 48" ash handle	Better	90400	6	33
G	LCSS1	82102	General purpose shovel #2 size, 11½" x 14½" carbon steel, heat-treated blade, 46" ash handle	Best	905900	6	30
H	AL12WGS	53128	Aluminum Western #12 size, 14¾" x 18¾" blade .101" thick, 31" ash handle w/steel and wood D-grip	Best	N/A	6	29
I	PSS12	79722	Poly scoop, equivalent to #12 size but holds 15% more, 14¾" x 18¾" blade, 27" ash handle w/poly D-grip	Better	N/A	6	21

**SCRAPERS**



	Part No.	UPC No.	Description	Grade	Repair Handle UPC No.	Bundle Qty	Weight
A	RHSC	81103	Welded sidewalk and ice scraper, ash handle, shank patten, 6¼" x 4" welded blade, steel ferrule, 48" handle	Good	N/A	6	12
B	SSC	78202	Forged sidewalk and ice scraper, ash handle, socket pattern, 7" x 6" industrial gauge, forged blade, 54" handle	Best	N/A	6	23


GENERAL PURPOSE SHOVELS & SCRAPERS

CONCRETE, ASPHALT & LUTE RAKES



	Part No.	UPC No.	Description	Grade	Repair Handle UPC No.	Bundle Qty	Weight
A	TAR 2L		2-gallon all steel tar pot, fingertip control, no-drip valve and cone shaped design with legs	Best	N/A	1	5
A	TAR 2W		2-gallon all steel tar pot, fingertip control, no-drip valve and cone shaped design with wheels (not shown)	Best	N/A	1	6
B	HSU-1		Heavy duty U-shaped crack filler, 9½" deep cavity, head only (Order Handle Separately)	Best	HAND TAPER	1	5
C	TAR		V-shaped crack squeegee with 54" handle	Best	TAR HAND	1	3
D	Lute 30		30" Combination magnesium blunt tooth asphalt lute rake with T-connector, 1¾" x 7ft handle	Best	LUTE HAND	1	5
D	Lute 36		36" Combination magnesium blunt tooth asphalt lute rake with T-connector, 1¾" x 7ft handle	Best	LUTE HAND	1	5
E	Pull Crete		20" x 10" 10 gauge aluminum pull crete with 54" wood handle	Better	N/A	6	19
F	R14	63121	Forged road/stone rake, ash handle 14 extra heavy straight teeth 15½" x 4", one piece forged head, steel ferrule, 66" handle	Best	N/A	3	14
G	A14D	63125	Asphalt/Tar rake, 14 teeth, 16" x 4" forged head nailed to handle, 8" steel tube with cap, 60" handle	Best	N/A	3	18

LANDSCAPE, LEAF & BOW RAKES



	Part No.	UPC No.	Description	Grade	Repair Handle UPC No.	Bundle Qty	Weight
A	SR22	64430	22" steel leaf rake, 22 continuous steel tines, heavy coil steel spring brace, 48" tap-in wood handle	Better	N/A	12	29
B	BTS24	64582	24" steel leaf rake, 24 continuous steel tines, heavy coil spring brace, 54" wood handle	Better	90322	12	33
C	PS18EZF	64307	18" EZ-Flex® Poly-Steel lawn rake, 26 galvanized steel tines, 48" threaded tubular steel handle w/vinyl covering and hanger cap	Best	N/A	12	23
D	B15	63141	Forged bow rake, ash handle, 15 teeth, extra thick end teeth, 16" x 3¼" one piece forged head, steel ferrule, 60" handle	Best	N/A	6	20

CONCRETE, LUTE & LANDSCAPE RAKES


**SNOW SHOVELS**



	Part No.	UPC No.	Description	Bundle Qty	Weight
A	<b>18S</b>	1640700	Arctic Blast 18" street shovel 14½" x 18" with wood D-grip handle	6	35
B	<b>XBS17</b>	157460	Klondike 18" poly combo shovel 14" x 18" with steel core D-handle	6	14
C	<b>24P</b>	1691500	Klondike 24" steel pusher 12" x 24" with wood handle	6	45
D	<b>XB24</b>	1603500	Arctic Blast 24" poly pusher w/wear strip, quick-connect system, 11" x 24" steel core D-handle	6	27
E	<b>163500</b>	163500	Penguin 24" poly pusher 11" x 24" steel core Versa-Grip handle	6	25
*	<b>PSS12</b>	79722	Union poly scoop 14¾" x 18¾" poly blade, 27" PP D-grip handle	6	21
*	<b>RHSC</b>	81103	Welded sidewalk and ice scraper, ash handle, shank patter, 6¼" x 4" welded blade, steel ferrule, 48" handle	6	12
*	<b>SSC</b>	78202	Forged sidewalk and ice scraper, ash handle, socket pattern, 7" x 6" industrial gauge, forged blade, 54" handle	6	23


\* see image on page 72

**PICKS**



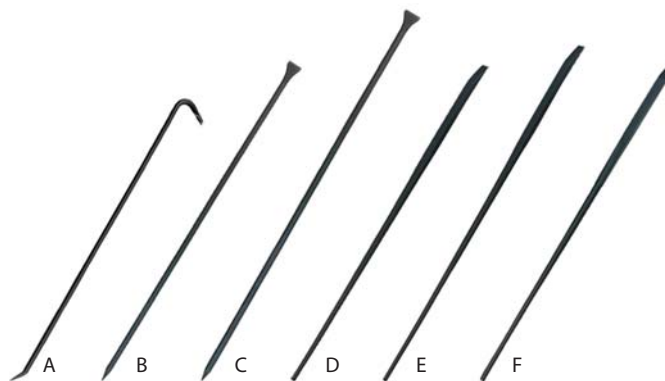
	Part No.	UPC No.	Description	Grade	Repair Handle UPC No.	Bundle Qty	Weight
A	<b>2-5</b>	30134	5 lb. pick mattock (head only) 19¼" overall head length, 3½" wide blade width	Best	H52V2	6	37
B	<b>30-5</b>	30138	5 lb. railroad pick (head only) 21" overall head length, 1¼" wide blade width	Best	H52V2	6	31
C	<b>30-6</b>	30140	6 lb. railroad pick (head only) 23" overall head length, 1¼" wide blade width	Best	H52V2	6	37

**SLEDGES**



	Part No.	UPC No.	Description	Grade	Repair Handle UPC No.	Bundle Qty	Weight
A	134H-2	30572	2-lb. engineer, hickory handle, 4¼" stock length, chamfered face, 16" handle	Best	H36V2	4	11
B	134H-3	30574	3-lb. engineer, hickory handle, 4¾" stock length, chamfered face, 16" handle	Best	H36V2	4	13
C	134H-4	30576	4-lb. engineer, hickory handle, 5½" stock length, chamfered face, 16" handle	Best	H36V2	4	16
D	134H-6	30578	6-lb. double milled head, hickory handle, 6" stock length, chamfered face, 36" handle	Best	H01V2	2	13
E	134H-8	30580	8-lb. double milled head, hickory handle, 6½" stock length, chamfered face, 36" handle	Best	H01V2	2	18
F	134H-10	30582	10-lb. double milled head, hickory handle, 6¾" stock length, chamfered face, 36" handle	Best	H01V2	2	20
G	134H-12	30584	12-lb. double milled head, hickory handle, 7" stock length, chamfered face, 36" handle	Best	H01V2	2	27

**BARS**



	Part No.	UPC No.	Description	Grade	Repair Handle UPC No.	Bundle Qty	Weight
A	371-48	30640	Wrecking bar, gooseneck pattern, 13 lb., 48" x 1" hex, 48¾" overall length	Best	N/A	1	13
B	245	30664	San Angelo Bar, 14 lb. 2½" x 2" blade, straight pattern, 60" overall length	Best	N/A	1	14
C	266-17	30666	San Angelo Bar, 17 lb., 2½" x 2" blade, straight pattern, 72" overall length	Best	N/A	1	17
D	260-18	30650	Pinch point bar, 18 lb., 2¼" x 1¼" blade, straight pattern, 60" overall length	Best	N/A	1	18
E	260-22	30652	Pinch point bar, 22 lb., 2¼" x 1¼" blade, straight pattern, 64" overall length	Best	N/A	1	22
F	261-18	30658	Wedge point bar, 18 lb. 2¼" x 1¼" blade, straight pattern, 60" overall length	Best	N/A	1	18

SLEDGES & BARS



FIBERGLASS HANDLE TOOLS



	Part No.	UPC No.	Description	Grade	Repair Handle UPC No.	Bundle Qty	Weight
A	RP2L	69048	Hollow back, #2 round point 9" x 11½", 16 gauge blade, 48" Classic fiberglass handle	Better	FG-48	6	26
B	RP2L-E	72016	Hollow back, #2 round point 9" x 11½", 16 gauge blade, 48" Ergo Handle	Better	N/A	6	28
C	RP2D	69027	Hollow back, #2 round point 9" x 11½", 16 gauge blade, 27" Classic fiberglass D-handle	Better	FG-27	3	13
D	SP2L	69148	Hollow back, #2 round point 9" x 11½", 16 gauge blade, 48" Classic fiberglass handle	Better	FG-48	6	33
E	SP2L-E	72071	Hollow back, #2 round point 9" x 11½", 16 gauge blade, 48" Ergo Handle	Better	N/A	6	33
F	SP2D	69127	Hollow back, #2 round point 9" x 11½", 16 gauge blade, 27" Classic fiberglass D-handle	Better	FG-27	3	14
G	SS14D	69274	14" Drain spade, hollow back, 4¾" x 14", 16 gauge blade, 27" Classic fiberglass D-handle	Better	FG-27	3	15
H	SS16L	69277	16" Drain spade, hollow back, 4¾" x 14", 16 gauge blade, 60" Classic fiberglass handle	Better	N/A	6	36
I	BR16T	69616	16-tine bow rake 16¼" wide, 60" Classic fiberglass handle	Better	N/A	6	21
J	P4B4T	69401	4' soil probe with metal tip, 48" T fiberglass handle	Better	N/A	6	12

REPLACEMENT HANDLES






	Part No.	UPC No.	Description	Grade	Repair Handle UPC No.	Bundle Qty	Weight
A	FG27	68427	27" Classic fiberglass D-handle for hollow and closed back shovels	Better	N/A	6	12
B	FG48	68448	48" Classic fiberglass handle for hollow and closed back shovels	Better	N/A	6	15
C	FG-PICK	53060	Classic fiberglass pick / mattock handle, #6 eye-hole	Better	N/A	1	3
D	FG-SLEDGE	59837	36" Fiberglass handle CS grip with epoxy kit	Better	N/A	1	3

FIBERGLASS HANDLE TOOLS

- aggressive center loosens dirt • flagged border controls dust
- not affected by petroleum products or wet applications
- good for all round use on smooth and medium surfaces




**FLOOR BRUSHES**  
**FINE / MEDIUM SWEEPING**

Part No.	Description	Handle	Package Qty	Weight	
<b>P62-24</b>	24" polypropylene sweep with heavy polypropylene center	LUMA 5	12	25	
<b>P62-30</b>	30" polypropylene sweep with heavy polypropylene center	LUMA 5	6	21	
<b>1022-24</b>	24" polypropylene sweep with heavy polypropylene center	JUNO 5HD	12	23	
<b>1022-36</b>	36" polypropylene sweep with heavy polypropylene center	JUNO 5HD	6	21	
<b>1024-24</b>	24" polypropylene sweep with wire center	JUNO 5HD	12	33	

\*\* Handles sold separately \*\*

- for heavier industrial applications • not affected by petroleum products
- for use with water, sweeping compounds and cleaning solvents
- stiff bristles hold up on rough surfaces

**COURSE / HEAVY SWEEPING**





Part No.	Description	Handle	Package Qty	Weight	
<b>P72-24</b>	24" heavy polypropylene sweep	LUMA 5	12	29	
<b>P72-30</b>	30" heavy polypropylene sweep	LUMA 5	6	22	
<b>369524</b>	24" Scaperbroom® polypropylene shop broom complete with steel scraper, Juno handle and brace (ships assembled)	Included	3	16	
<b>1076-24</b>	24" Juno style polypropylene sweep	JUNO 5HD	12	29	
<b>1076-36</b>	36" Juno style polypropylene sweep	JUNO 5HD	6	21	

\*\* Handles sold separately \*\*

FLOOR BRUSHES








**STREET BROOMS**

	Part No.	Description	Handle	Package Qty	Weight
	<b>POLY PUSH</b>	Heavy gauge blue durenne bristles. 1¼" x 3½" x 16" wood block with 5" trim	HAND TAPER	6	17
	<b>1116</b>	Durable crimped safety orange polypropylene bristles. 1¼" x 3½" x 16" wood block with 5" trim	HAND TAPER	12	32
	<b>BASS PUSH</b>	Stiff natural bassine fiber broom for use around hot oil and for light sweeping. 1¼" x 3½" x 16" wood block with 6" trim	HAND TAPER	6	18
	<b>595</b>	Wire filled push broom provides aggressive action to remove stubborn debris. 1¼" x 3½" x 16" with 6" trim	HAND TAPER	6	16

\*\* Handles sold separately \*\*

**UPRIGHT BROOMS**

	Part No.	Description	Handle	Package Qty	Weight
	<b>82</b>	40" corn lobby broom	-	12	9
	<b>855</b>	Warehouse broom	-	12	33
	<b>861B</b>	55" housekeeping broom	-	12	34
	<b>973</b>	Polypropylene filled metal cap broom	-	12	30
	<b>RR BROOM</b>	Metal cap fiber filled switch broom with metal chisel on handle end	-	6	18

STREET & UPRIGHT BROOMS

**SQUEEGEES**

**SQUEEGEES & REPLACEMENT HANDLES**




Part No.	Description	Handle	Package Qty	Weight	
2024	24" straight blade black rubber squeegee with metal frame	HAND TAPER	6	17	
2036	36" straight blade black rubber squeegee with metal frame	HAND TAPER	6	22	
324C	24" curved end black rubber squeegee	HAND TAPER	6	16	
330C	30" curved end black rubber squeegee	HAND TAPER	6	21	
336C	36" curved end black rubber squeegee	HAND TAPER	6	24	
6724	22" soft black foam squeegee with reinforced frame	2012-5	10	12	
6330	30" soft black foam squeegee with reinforced metal frame	2012-5	10	16	

\*\* Handles sold separately \*\*

**REPLACEMENT HANDLES & BRACES**

Part No.	Description	Uses	Package Qty	Weight	
HAND TAPER	1 1/8" diameter 60" tapered wood handle	Street brooms	12	16	
LUMA 5	1 5/16" diameter 60" wood handle with 3/4" metal thread	Floor brooms	12	14	
JUNO 5HD	1 1/8" diameter 60" wood Juno style bolt-on handle	Floor brooms	12	18	
2012-5	1 5/16" diameter 60" tapered wood handle	Foam squeegees	12	11	
RIGID	Large sturdy metal brace for floor brooms	Floor brooms	12	5	


MEASURING WHEELS

No. MM30	No. MM50	No. 400
		
<ul style="list-style-type: none"> <li>• 3' wheel circumference</li> <li>• 11½" wheel diameter</li> <li>• Records to 10,000 feet with push-button reset</li> <li>• Molded polycarbonate 5-digit counter</li> <li>• Safety green color</li> <li>• Insert-And-Lock handle</li> <li>• Wheel stand</li> <li>• Shipping weight 5 lbs.</li> </ul>	<ul style="list-style-type: none"> <li>• 4' wheel circumference</li> <li>• 15¼ wheel diameter</li> <li>• Records up to 100,000 feet with convenient rest knob</li> <li>• 5-digit counter</li> <li>• Wheel stand</li> <li>• Wheel brake</li> <li>• Shipping weight 8 lbs.</li> </ul>	<ul style="list-style-type: none"> <li>• 5' wheel circumference</li> <li>• 19" wheel diameter</li> <li>• Records to 10,000 feet with push-button reset</li> <li>• Molded polycarbonate 5-digit counter</li> <li>• Insert-And-Lock handle</li> <li>• Shipping weight 6 lbs.</li> </ul>




THE GRIPPER™

	<ul style="list-style-type: none"> <li>• Pick up litter easily with just a squeeze of your hand.</li> <li>• Perfect for streets, parking lots, parks and general maintenance.</li> <li>• 33" overall length, 28" handle length.</li> <li>• Replaceable suction cups</li> </ul> <p><b>No. 363744</b> The Gripper™  <b>No. 363745</b> Replacement suction cups</p>
---	--

DIAMOND CORE BITS


	Material	Part No.	Size	Equipment Type
	<b>Orange Premium — Concrete   Reinforced Concrete   Asphalt</b>			
	4" core bit	<b>CORE-4O</b>	4" x 12" x 1¼"-7	Wet only
	6" core bit	<b>CORE-6O</b>	6" x 12" x 1¼"-7	Wet only
	<b>Black Pro — Concrete   Reinforced Concrete   Asphalt</b>			
	4" core bit	<b>CORE-4B</b>	4" x 12" x 1¼"-7	Wet only
	6" core bit	<b>CORE-6B</b>	6" x 12" x 1¼"-7	Wet only

**HAND-HELD AND WALK-BEHIND SAWS UNDER 20 HP**

Quality	Part No.	Size	Equipment Type		
<b>For concrete, brick, block and pavers</b>					
Good (Import)	PLUSKUT-12	12" x .110 x 1"/20MM	Wet or dry		
	PLUSKUT-14	14" x .125 x 1"/20MM	Wet or dry		
Better (USA)	MTDH-12110-631W	12" x .110 x 1"/20MM	Wet or dry		
	MTDH-14110-631W	14" x .110 x 1"/20MM	Wet or dry		
	MTDH-16125-631W	16" x .125 x 1"/20MM	Wet or dry		
Best (USA)	BLUEKUT-14	14" x .125 x 1"/20MM	Wet or dry		
	<i>W = Wide gullet</i>				
<b>For asphalt over concrete and combination cutting</b>					
Better (USA)	MTG5-12110	12" x .110 x 1"/20MM	Wet or dry		
	MTG5-14110	14" x .110 x 1"/20MM	Wet or dry		
	MTG5-16125	16" x .125 x 1"/20MM	Wet or dry		
Best (USA)	COMBOKUT-12	12" x .110 x 1"/20MM	Wet or dry		
	COMBOKUT-14	14" x .110 x 1"/20MM	Wet or dry		
	COMBOKUT-16	16" x .125 x 1"/20MM	Wet or dry		
	COMBOKUT-18	18" x .125 x 1"	Wet or dry		
<b>Abrasive Material / Asphalt or Green Concrete</b>					
Better (USA)	MTG7-12110	12" x .110 x 1"/20MM	Wet or dry		
	MTG7-14110	14" x .110 x 1"/20MM	Wet or dry		
	MTG7-16125	16" x .125 x 1"/20MM	Wet or dry		
Best (USA)	MTDA8-12110	12" x .110 x 1"/20MM	Wet or dry		
	MTDA8-14110	14" x .110 x 1"/20MM	Wet or dry		
	MTDA8-16125	16" x .125 x 1"/20MM	Wet or dry		

above blades come with 1" arbor with 20MM bushing / with drive pin (DP) hole.

**HAND-HELD AND WALK-BEHIND SAWS OVER 20 HP (USA)**


Material	Part No.	Size	Equipment Type	
Cured Concrete	MTCC2000-18125	18" x .125 x 1"	Wet only	
	MTCC2000-20125	20" x .125 x 1"	Wet only	
	MTCC2000-24150	24" x .150 x 1"	Wet only	
	MTCC2000-26150	26" x .150 x 1"	Wet only	
Asphalt over concrete and green concrete	MTGC2000-18125WG	18" x .125 x 1"	Wet only	
	MTGC2000-20125WG	20" x .125 x 1"	Wet only	
	MTGC2000-24150WG	24" x .150 x 1"	Wet only	
	MTGC2000-26150WG	26" x .150 x 1"	Wet only	
Asphalt only	MTA2000-18125WG	18" x .125 x 1"	Wet only	
	MTA2000-20125WG	20" x .125 x 1"	Wet only	
	MTA2000-24150WG	24" x .150 x 1"	Wet only	
	MTA2000-26150WG	26" x .150 x 1"	Wet only	
<i>WG=blade comes with wearguard to prevent undercutting in abrasive material</i>				

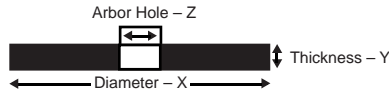
Walk-behind blades come with 1" arbor / with drive pin (DP) hole  
Other sizes available by request

DIAMOND BLADES

## HAND HELD SAW BLADES


Blazer high speed cut-off blades have been manufactured to perform under the toughest job applications. Blades are externally reinforced with extra heavy fiberglass for additional strength, protecting the wheel against increased side load pressures. It is truly the professional contractors choice in the market. Package quantity 10 blades per box.

	Dimensions			Max RPM	Steel	Ductile	Cured Concrete/ Asphalt
	X	Y	Z				
	12"	1/8"	1"	6360	84234	88233	80231
	12"	1/8"	20MM	6360	84133	88133	80130
	14"	1/8"	1"	5460	84433	88433	80430
	14"	1/8"	20MM	5460	84434	88434	80431



## WALK-BEHIND SAW BLADES

Road Warrior street saw blades are manufactured for all cutting applications for maximum wheel cutting performance. For 7½ to 20 HP saws. Package quantity 5 blades per box.

	Dimensions			Max RPM	Asphalt/ Green Concrete	Cured Concrete
	X	Y	Z			
	14"	3/16"	1"PH	4366	74450	76450
	14"	1/4"	1"PH	4366	74460	76460

## HIGH DUTY PAVING BREAKER TOOLS

Shank Size	Length Under Collar	Moil Point		Narrow Chisel		3" Chisel	
		Part No.	Weight	Part No.	Weight	Part No.	Weight
1" x 4¼"	14"	A24014	4.8	A25014	4.8	A26014	5.5
	18"	A24018	6.0	A25018	6.0	A26018	6.5
1½" X 6"	14"	A34014	6.5	A35014	6.5	A36014	7.3
	18"	A34018	7.8	A35018	7.8	A36018	8.5
1¼" X 6"	14"	A44014	8.0	A45014	8.0	A46014	8.5
	18"	A44018	9.3	A45018	9.3	A46018	10.0

Asphalt Cutter				Frost Wedge			
Shank Size	Blade Size	Part No.	Weight	Shank Size	Blade Size	Part No.	Weight
1" x 4¼"	5" x 6"	B20500	5.5	1" x 4¼"	17/8" x 12"	B20700	9.0
1½" x 6"	5" x 6"	B30500	8.5	1½" x 6"	2" x 12"	B30700	10.5
1¼" x 6"	5" x 6"	B40500	9.0	1¼" x 6"	2" x 12"	B40700	10.8

Also Available: Boom mounted demolition tools. For best service call 800.228.7076 with hammer model and tool description

ABRASIVE BLADES & PAVING BREAKER TOOLS